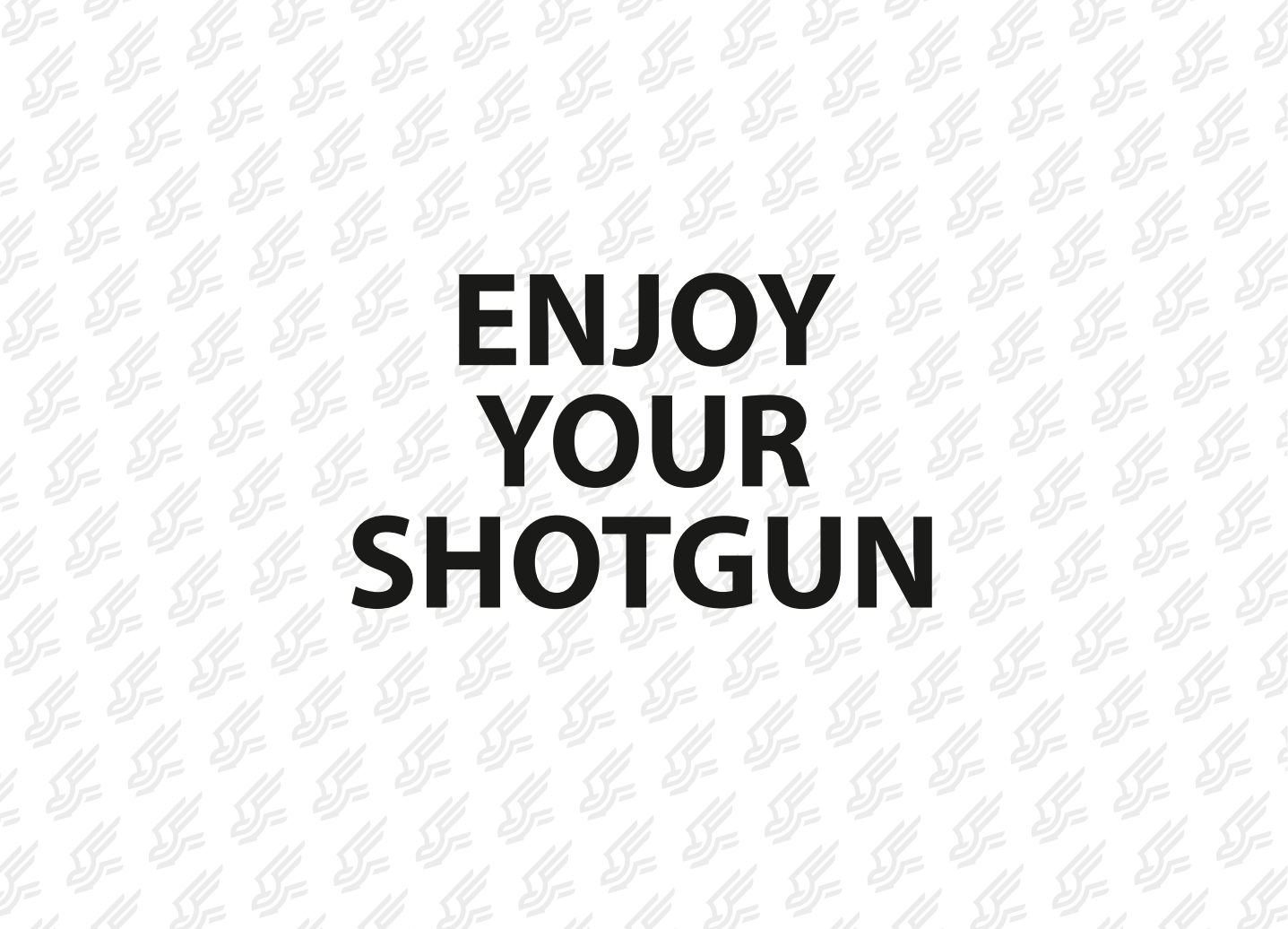




EXT400

USER MANUAL



**ENJOY
YOUR
SHOTGUN**

THANK YOU FOR CHOOSING A DERYA ARMS PRODUCT

THIS BOOKLET WILL GUIDE YOU THROUGH HANDLING YOUR FIREARM SAFELY



PLEASE NOTE: CHANGES MAY BE MADE WITHOUT NOTICE

Your shotgun features an innovative and unique design. With regular care and cleaning, your firearm will serve you for a life time. The firearm was manufactured by DERYA ARMS from high quality raw materials and with high-tech CNC machines in our factory. Please read and understand all the directions and instructions in this Manual to guarantee the best performance and a safe shooting experience. Maintain your firearm properly in accordance with these instructions so it will remain safe, and performs properly. **Always remember that you are using a firearm; always follow all safety rules and be aware that it is your responsibility to share your knowledge, and educate others in the safe use of this firearm.** Before firing a cartridge, learn the parts of your firearm and understand how it operates. Please read this manual carefully and enjoy your firearm safely.

Always remember that you are using a firearm; always follow all safety rules and be aware that it is your responsibility to share your knowledge, and educate others in the safe use of this shotgun.

MAINTENANCE INSTRUCTIONS:

1) NEVER MAKE CHANGES OR ALTERATIONS TO YOUR SHOTGUN

This shotgun was built to a proven and tested design, and manufactured with care. It must NEVER be altered or changed.

Changing or altering any part of your shotgun may result in serious injuries to you or others, and is NOT RECOMMENDED by the manufacturer. Any changes made to the shotgun or use of non-factory parts voids the factory warranty.

2) PROPER CARE AND STORAGE

Regular care and cleaning of your firearm is key to its proper functionality and reliability. ALWAYS make sure that the firearm is UNLOADED before you leave the range and check it again before you start the cleaning process.

THE RESPONSIBILITIES OF THE USER The laws of your country give you the right to possess a hunting firearm. Appreciate and enjoy your rights with care. Be aware that, as an owner of a firearm, you are responsible for ensuring your own safety and that of your shooting partners, observers, and the environment.

DISCLAIMER

This shotgun is classified as a firearm or dangerous weapon. It is expressly understood that we assume no liability for its resale or unsafe handling under local laws and regulations. Derya assumes no responsibility for physical injury or property damage resulting from either intentional or accidental discharge, or for the function of the firearm subjected to influence beyond their control. Derya will honor no claims which may result from careless handling, unauthorized adjustments, defective or improper ammunition, corrosion or neglect. Examine your firearm carefully at the time of purchase. It should be forwarded immediately to the factory or its sales agent if any adjustment of any kind is required.



DERYA ARMS DOES NOT ACCEPT ANY RESPONSIBILITIES FOR DAMAGE DUE TO THE FOLLOWING CAUSES

- 1) INCORRECT OR IRRESPONSIBLE USE OF THE FIREARM
- 2) USE OF INCORRECT GAUGE AMMUNITION OR RELOADED, DAMAGED OR IMPROPER CARTRIDGES
- 3) INSUFFICIENT AND/OR INCORRECT MAINTENANCE OR CLEANING WHICH CAUSES TO DAMAGE OR WEAR
- 4) SALE CONTRARY TO APPLICABLE LAWS AND REGULATIONS
- 5) CHANGING OR CONVERSION OF THE FIREARM'S ORIGINAL DESIGN, OPERATING MECHANISM, BARREL OR MECHANICALS
- 6) CARELESS, DANGEROUS OR CRIMINAL USE
- 7) USING THE FIREARM WITHOUT FIRST READING, UNDERSTANDING AND FOLLOWING ALL SAFETY RULES
- 8) ANY OTHER USE OR ACTION THAT IS BEYOND THE DIRECT CONTROL OF THE MANUFACTURER
- 9) NOT WEARING PROTECTIVE SHOOTING GLASSES, ADEQUATE EAR PROTECTION AND GLOVES WHEN SHOOTING

IMPORTANT WARNING

- 1) Read the instructions booklet completely before using your firearm.
- 2) Always be aware of the handling and functional characteristics of your firearms.
- 3) Always unload your firearm when not in use (remove all cartridges).

When stored or not in use, firearms should always be unloaded and move the safety switch to the WHITE position to block the trigger of your firearm.

Always remove all cartridges and inspect the chambers to ensure your firearm is unloaded.

- 1) After shooting.
- 2) Before racking or after picking up the firearm.
- 3) Before putting the gun into its case.
- 4) Any time you are not using your firearm.
- 5) Before handing your gun to anyone else.
- 6) ALWAYS KEEP YOUR FIREARM POINTED IN A SAFE DIRECTION. This ensures you do not injure yourself or anyone else.
- 7) ALWAYS STORE YOUR FIREARM OUT OF REACH OF CHILDREN OR OTHER UNAUTHORIZED PEOPLE.

There are many ways of keeping your firearms locked and stored safely and securely. Always secure your firearm in accordance with applicable laws in your area and always unload and then lock the firearm when not in use or whenever it will be unattended.

8) ALWAYS OBEY ALL LAWS REGARDING OWNERSHIP, TRANSPORT, AND SHOOTING YOUR FIREARM. Never point your firearm at a person. Do not harm any person or damage any public property.

9) IF YOUR FIREARM DOES NOT FIRE AFTER PULLING THE TRIGGER: STOP, WAIT A MINUTE, AND USE EXTRA CAUTION WHEN OPENING THE CHAMBER. If your firearm did not fire after pulling the trigger STOP! Keep the firearm pointed in a safe direction, apply the safety by moving the safety switch to the white position. Wait 60 seconds. Carefully break open the barrels by pushing the top lever to the right, make sure to keep the muzzle pointed in a safe direction, and visually confirm both chambers are empty and the unfired cartridge is safely removed. Always remember when you experience a misfire, your firearm is still loaded and could fire at any time (a "hang fire").

10) ALWAYS TREAT YOUR FIREARM AS IF IT IS LOADED, EVEN WHEN THE SAFETY IS ON. Always keep your finger away from the trigger unless you are on target and prepared to shoot. Never forget that even with safety ON, you are responsible for the direction your firearm is pointing. Do not count on a mechanical device.

11) This firearm was manufactured by Parantez R&D Defense under the control and supervision of Derya Arms. The firearm must never be altered. Manufacturer and Derya Arms does not recommend the use of any spare parts or accessories and magazines other than those included in the original box or received from Derya. If you need magazines, spare parts or repair, contact our authorized distributor in your country or Derya Arms ONLY.

12) ENSURE THE BARRELS ARE NOT PLUGGED OR OBSTRUCTED BEFORE YOU LOAD YOUR GUN. The barrels should not have any residue from bore cleaning solvent or oil, or any other foreign material inside the bore, chamber or choke. If a barrel is blocked or otherwise obstructed, even partially, this may cause bulging and/or a breech explosion and/or a split barrel. If you feel a strange recoil or the report sounds unusually loud or soft STOP SHOOTING IMMEDIATELY and check the barrel for obstructions and bulges.

NEVER try to clear an obstruction in your barrel by firing another shell!

ANY PARTIAL OR COMPLETE BORE OBSTRUCTION can cause serious injury or death to the shooter or bystanders.

SERIAL NUMBER

The serial number is engraved on the firearm on several places. Every firearm has a unique number. This number is used for legal and warranty matters. Derya suggests that owners note and store the serial numbers of all of your firearms in a secure location away from the firearms.

STATE-BY-STATE WARNINGS



CALIFORNIA STATE WARNING

CHILDREN ARE ATTRACTED TO AND CAN OPERATE FIREARMS THAT CAN CAUSE SEVERE INJURIES OR DEATH. PREVENT CHILD ACCESS BY ALWAYS KEEPING FIREARMS LOCKED AWAY AND UNLOADED WHEN NOT IN USE. IF YOU KEEP A LOADED FIREARM WHERE A CHILD OBTAINS AND IMPROPERLY USES IT, YOU MAY BE FINED OR SENT TO PRISON. IT IS UNLAWFUL TO USE A MAGAZINE WITH A CAPACITY OVER 10 ROUNDS.



MASSACHUSETTS STATE WARNING

IT IS UNLAWFUL TO CARRY ANY MAGAZINE OR BELT WHICH HOLDS MORE THAN TEN ROUNDS, UNLESS AUTHORITY IS GRANTED BY THE BOSTON POLICE COMMISSIONER. IT IS UNLAWFUL TO STORE OR KEEP A FIREARM, RIFLE, SHOTGUN OR MACHINE GUN IN ANY PLACE UNLESS THAT WEAPON IS EQUIPPED WITH A TAMPER RESISTANT SAFETY DEVICE OR IS STORED OR KEPT IN A SECURELY LOCKED CONTAINER.



NEW YORK STATE WARNING

IT IS UNLAWFUL TO CARRY ANY MAGAZINE OR BELT WHICH HOLDS MORE THAN SEVEN ROUNDS, UNLESS AUTHORITY IS GRANTED BY THE STATE OF NEW YORK. THE USE OF A LOCKING DEVICE OR SAFETY LOCK IS ONLY ONE ASPECT OF RESPONSIBLE FIREARMS STORAGE. FOR INCREASED SAFETY, FIREARMS SHOULD BE STORED UNLOADED AND LOCKED IN A LOCATION THAT IS BOTH SEPARATED FROM THEIR AMMUNITION AND INACCESSIBLE TO CHILDREN AND OTHER UNAUTHORIZED PERSONS.

SAFETY PRECAUTIONS

CHILDREN ARE ATTRACTED TO FIREARMS, AND MIGHT BE ABLE TO OPERATE THEM. THEY CAN CAUSE SEVERE INJURIES AND EVEN DEATH, TO THEMSELVES OR OTHERS. PREVENT CHILDREN FROM ACCESS, ALWAYS KEEP YOUR FIREARMS LOCKED AWAY, UNLOADED AND OUT OF REACH OF CHILDREN WHEN NOT IN USE AT ANY TIME.

THE FIREARM SHOULD BE STORED IN ROOMS WITH A DRY ATMOSPHERE AND MINIMUM HUMIDITY. IT SHOULD NOT BE STORED ENCASED IN LEATHER OR ANYTHING THAT WILL ATTRACT AND HOLD MOISTURE, CAUSING IT TO RUST.

DO ALL PROCEDURES (DISASSEMBLY, CLEANING AND OTHER MAINTENANCE) ONLY WHEN THE FIREARM IS UNLOADED. ENSURE BOTH CHAMBERS ARE EMPTY. VISUALLY CONFIRM THE CHAMBERS ARE CLEAR AFTER OPENING THE ACTION WITH THE TOP LEVER.

ALL PRODUCTS HAVE 3" (76MM) CHAMBERS (EXCEPT OTHERWISE STATED). YOU CAN SEE MARKS ABOUT GAUGES AND CHAMBER LENGTH ON THE GUN. EVERY SHOTGUN HAS PASSED DURABILITY TEST WITH SPECIAL HIGH PRESSURE CARTRIDGES.

WHEN STORING THE GUN FOR A PROLONGED PERIOD OF TIME, IT IS NECESSARY TO OIL METAL PARTS HEAVILY WITH AN ACID-FREE LUBRICANT. THE EXTERNAL PARTS MUST BE COATED WITH AN ANTI-RUST OIL OR GREASE TO PREVENT MOISTURE CAUSING THE PARTS TO RUST AND MALFUNCTION. BEFORE USAGE, THE SHOTGUN MUST BE CLEANED AND WIPED DRY AGAIN.

DISASSEMBLY OF THE FIREARM

- 1) Remove the forend by pulling the catch in arrow direction.
- 2) Open the action fully and lift the barrels upward and off the hinge pin if complete removal is required for cleaning.



 **DERYA**®

LOADING THE FIREARM

- 1) Break open the barrel by sliding the lever in arrow direction.
- 2) Insert proper cartridges into the chambers.





Safety Options:

To engage the safety, slide the Safety Switch fully rearward. To disengage the safety in order to fire, slide the safety switch fully forward.

WARNING

YOU SHOULD NEVER DEPEND ON A SAFETY MECHANISM OR ANY OTHER MECHANICAL DEVICE TO JUSTIFY CARELESS AND IMPROPER HANDLING.



BASIC PARTS

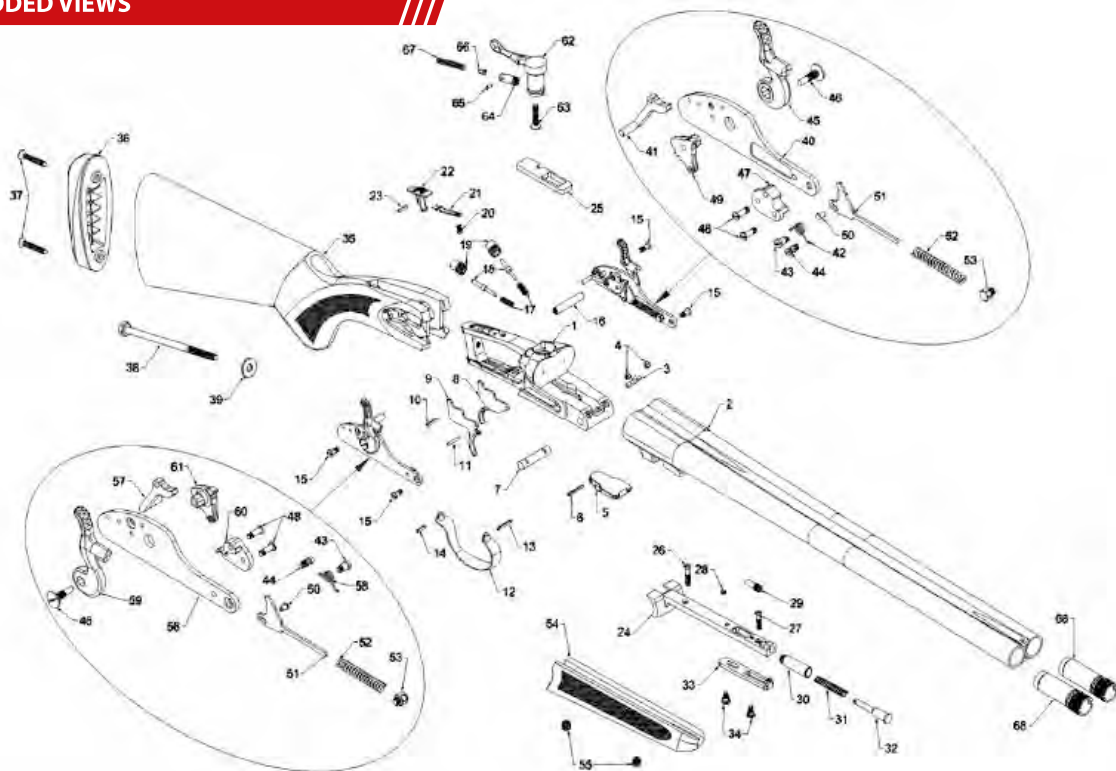
| P. NO | PART NAME |
|-------|-------------------------|
| 1 | RECEIVER |
| 2 | BARREL GROUP |
| 3 | PULLER |
| 4 | RECEIVER HINGE SCREW |
| 5 | COVER PLATE |
| 6 | COVER PLATE FIX PIN |
| 7 | RECEIVER HINGE |
| 8 | LEFT TRIGGER |
| 9 | RIGHT TRIGGER |
| 10 | TRIGGER REAR PIN |
| 11 | TRIGGER PIN |
| 12 | TRIGGER GUARD |
| 13 | LONG SLOTTED PIN |
| 14 | SHORT SLOTTED PIN |
| 15 | LEFT/RIGHT COVER SCREWS |
| 16 | COVER BUSH |
| 17 | FIRING PIN SPRING |
| 18 | FIRING PIN |
| 19 | FIRING PIN SCREW |
| 20 | SAFETY SPRING SCREW |
| 21 | SAFETY SPRING |
| 22 | SAFETY BUTTON |
| 23 | SAFETY PIN |

| P. NO | PART NAME |
|-------|-----------------------------------|
| 24 | METAL FOREND |
| 25 | TAIL |
| 26 | METAL FOREND LONG ASSEMBLY SCREW |
| 27 | METAL FOREND SHORT ASSEMBLY SCREW |
| 28 | FOREND LOCK FIX NUT |
| 29 | FOREND LOCK ADJUSTMENT SCREW |
| 30 | FOREND CATCH BUSHING |
| 31 | FOREND CATCH SPRING |
| 32 | FOREND CATCH ROD |
| 33 | FOREND LOCK |
| 34 | FOREND LOCK SCREW |
| 35 | WALNUT BUTTSTOCK |
| 36 | RUBBER RECOIL PAD |
| 37 | RECOIL PAD ASSEMBLY SCREWS |
| 38 | BUTTSTOCK ASSEMBLY BOLT |
| 39 | BUTTSTOCK WASHER |
| 40 | LEFT COVER |
| 41 | LEFT DISCONNECTOR |
| 42 | LEFT TRIGGER SPRING |
| 43 | TRIGGER SPRING SCREW |
| 44 | TRIGGER SPRING RETAINER SCREW |
| 45 | LEFT HAMMER |
| 46 | HAMMER ASSEMBLY SCREW |

| P. NO | PART NAME |
|-------|-------------------------------------|
| 47 | LEFT DISCONNECTOR COVER |
| 48 | DISCONNECTOR COVER SCREWS |
| 49 | LEFT HAMMER LOCATOR |
| 50 | HAMMER SPRING GUIDE ROD PIN |
| 51 | HAMMER SPRING GUIDE RODS |
| 52 | HAMMER SPRING GUIDE ROD SPRINGS |
| 53 | HAMMER SPRING GUIDE ROD SPRING CAPS |
| 54 | WALNUT FOREND |
| 55 | WALNUT FOREND ASSEMBLY SCREWS |
| 56 | RIGHT COVER |
| 57 | RIGHT DISCONNECTOR |
| 58 | RIGHT TRIGGER SPRING |
| 59 | RIGHT HAMMER |
| 60 | RIGHT DISCONNECTOR COVER |
| 61 | RIGHT HAMMER LOCATOR |
| 62 | TOP LEVER |
| 63 | TOP LEVER SCREW |
| 64 | TOP LEVER SPRING HOUSING |
| 65 | TOP LEVER SPRING HOUSING PIN |
| 66 | TOP LEVER SPRING FRONT PIN |
| 67 | TOP LEVER SPRING |
| 68 | MOBILE CHOKE |




Note: Some models will vary from exploded view.

EXPLODED VIEWS



USAGE OF CHOKE TUBES

The choke is what controls the openness or tightness of the pattern of your shotgun. The chart below lists the choke available (from open to tight), and the corresponding marks that indicate the choke of your specific shotgun for guns with mobile choke tubes.

| MARKING | USAGE OF CHOKE TUBES | | NOTCHES |
|---------|----------------------|---|---|
| * | FULL | Suitable for longer ranges (DON'T USE SLUGS!) |  |
| *** | MODIFIED | Suitable for medium ranges (DON'T USE SLUGS!) |  |
| ***** | CYLINDER | Suitable for short ranges |  |

The threads of the choke tube and the internal threads of the barrel should be cleaned after each use and before installation of the tube.

To install a tube, insert the tube into the barrel and tighten with your fingers. Once the tube is finger-tightened, tighten with the appropriate choke-tube wrench until the tube is snug. DO NOT over tighten or forcefully tighten with wrench.

WARNING

WARNING: SMOOTH BORE BARRELS LESS THAN 18"- ALL NFA RULES APPLY.

Shotguns and Firearms with smooth bore barrels that are less than 18" in length and/ or have an overall length of less than 26" are restricted and classified under the National Firearms Act of 1934 (NFA), the Gun Control Act of 1968 (GCA), and the Federal Regulations issued pursuant to those Acts. Before making a Short Barreled Shotgun (SBS) or Any Other Weapon (AOW), a non-licensee or FFL who has not paid the Special Occupation Tax (SOT) is required to register any NFA firearm via an ATF Form 1 (5320.1) and pay the required \$200.00 tax (SBS) or a \$5.00 tax (AOW) prior to acquisition of the parts required to assemble such firearm. This firearm, as delivered from the factory, is equipped with a buttstock only. Modifying this firearm such as replacing the original stock, adding a pistol grip, or altering the barrel length—may change its classification under the National Firearms Act (NFA). Such modifications could result in a violation of federal law unless the appropriate ATF forms are properly submitted and approved, and any applicable tax is paid. For more information about the National Firearms Act, visit www.atf.gov. For more information about the firearms which fall under the purview of the National Firearms Act, visit www.atf.gov/firearms/firearmsguide-identification-firearms-within-purview-national-firearms-a

THIS FIREARM, AS DELIVERED FROM THE FACTORY, IS EQUIPPED WITH A BUTTSTOCK ONLY. REPLACING THE BUTTSTOCK AND/ OR ATTACHING PISTOL GRIP OR CHANGING THE BARREL LENGTH RISKS CHANGING THIS FIREARM'S ATF CLASSIFICATION, AND MAY RESULT IN A VIOLATION OF NFA RESTRICTIONS UNLESS THE PROPER ATF FORMS ARE COMPLETED, AND THE TAX IS PAID. ALSO, CHECK WITH YOUR LOCAL LICENSED RETAILER OR STATE POLICE FOR ADDITIONAL RESTRICTIONS WHICH MAY BE IMPOSED BY STATE OR LOCAL LAW OR REGULATION ON FIREARMS OF THIS TYPE.

10

ORDERING PARTS

Visit our website to browse, learn more about and purchase parts for all of your Derya products.



www.derya.us



DERYA ARMS



DeryaArms



deryaarms



DeryaArms



Derya Arms



deryaofficial

 **DERYA®**

LIMITED LIFETIME WARRANTY

South Derya Corporation dba Derya warrants that the enclosed firearm was originally manufactured free of defects in material, workmanship and mechanical function. For the lifetime of the original owner, Derya agrees to correct at its own expense any defect in a Derya Firearm for the original purchaser by means of adjustment, repair or replacement, as appropriate in Derya's sole discretion.

What and who is covered by this limited warranty?

This Limited Lifetime Warranty issued by South Derya Corporation dba Derya covers defects in material and workmanship for the original purchaser. This warranty is non-transferable and applies only to the original purchaser. The warranty includes repair, adjustment, or replacement of the firearm, at the manufacturer's discretion, with the same or comparable quality components, or replacement of the firearm itself.

What is not covered by this limited warranty?

This warranty is void if the firearm is: Misused, damaged accidentally or otherwise, or fired with hand-loaded, reloaded, or improper ammunition, Fired with an obstruction in the barrel or damaged due to failure to follow maintenance instructions provided in the manual, Altered or repaired by unauthorized personnel, including any cosmetic modifications, accessory items attached to the firearm are not covered, Damage to decorative finishes or any aftermarket modifications is not covered, and normal wear and tear is not included under this warranty.

What to do for warranty service?

To initiate a warranty claim, obtain a Return Merchandise Authorization (RMA) by contacting customer service by phone at 904-420-2923 or by visiting www.derya.us. Return the unloaded firearm, freight prepaid, to the address provided by customer service. Derya will provide free of charge a repaired, reconditioned, or new firearm (at Derya discretion).

Disclaimer and Limitation on Liability:

This Limited Warranty supersedes any and all express warranties. Implied warranties, including those of merchantability, non-infringement, and fitness for a particular purpose, are limited to the duration of this warranty period (the original purchaser's ownership of the product). No express or implied warranties will extend beyond this period.

Certain states do not permit limitations on the duration of implied warranties, so these limitations may not apply to you. Derya's responsibility for any product malfunctions or defects is strictly limited to the terms outlined in this Limited Warranty. This Limited Warranty represents Derya's sole obligation and your exclusive remedy. Under no circumstances will Derya be liable for incidental, special, or consequential damages, whether your claims arise from breach of contract, tort (including negligence and strict liability), or other legal theories. This includes, but is not limited to, any liability for economic loss, bodily injury, property damage, or any other damages resulting from the use or ownership of the product, whether foreseeable or not. Some states do not allow the exclusion or limitation of incidental or consequential damages, so these limitations may not apply to you.

No individual or entity is authorized to issue any additional warranty or assume any further obligations on behalf of Derya. If any part of this Limited Warranty is found to be prohibited or unenforceable in any jurisdiction, it will only affect that specific part, and the remainder of the warranty will remain valid and enforceable.

Jurisdiction and Governing Law: This Limited Warranty will be governed by and interpreted in accordance with the laws of the State of Florida, without regard to its conflict of law principles. Any disputes between the manufacturer and you, or your heirs, representatives, or assigns, must be filed in a court of competent jurisdiction within the 4th Judicial Circuit Court of the State of Florida. You agree to submit to the personal jurisdiction and venue of the Florida

ACTIVATE YOUR WARRANTY ONLINE AT: www.derya.us



Receive a discount code for our store when you submit warrant activation. If proof of purchase is not submitted with warranty activation, you will be asked to submit with warranty request.

International and Non-Commercial US: This warranty applies to U.S. commercial customers only. This warranty does not apply for Non-Commercial US Customers such as Military and Police. Non-U.S. customers should contact their local dealer or distributor for warranty coverage.





**Derya, Jacksonville,
Florida 32206
USA**



+1-904-420-2923



w w.w.derya.us

